



CentraleSupélec

université  
PARIS-SACLAY

2026-2027 EDITION

# Welcome to CentraleSupélec!

STUDENT'S GUIDE  
PARIS-SACLAY CAMPUS



# A word from the Director General

**First of all, I would like to congratulate you once again on your admission and your decision to join CentraleSupélec!**

We have no doubt that the coming months and years will be unforgettable and that you will take full advantage of the opportunities offered by the School.

This booklet is designed to help you settle in and find your feet on the CentraleSupélec campus in Metz/Rennes, providing you with a wealth of information on all the services and contacts you will need.

I hope you find it useful and enjoy reading it.



**ROMAIN SOUBEYRAN**

Director General of CentraleSupélec

# Contents

**01 Preparing for your arrival in France**

4-5

**02 Arriving in France**

6-7

**03 Paperworks**

8-13

**04 Living at CentraleSupélec**

14-24

# 01

## Preparing for your arrival in France

Before you arrive in France, begin searching for lodging (see section housing).

### One month before departure



#### Apply for your visa

**For students from outside the European Union: take steps to obtain your visa at least one month before you arrived in France. To do this, start the formalities as soon as possible, as visa processing times can take up to 4 months.**

#### ● Where to go?

At the French Consulate or Embassy in your country of residence as soon as you have received the admission certificate from your institution.

You can find information on the [Campus France](#) website to help you with the application process.

The documents you need to provide depend on your situation. To find out what you need to provide, please go to [the Service Public](#) website

Nationals of a country in the European Union, the European Economic Area, or Switzerland do not need a visa to study in France.

Minors must apply for a long-stay visa for minors enrolled in school.



#### Check your debit card

Check that your bank card will allow you to withdraw money when you arrive in France. If not, bring cash with you. You can open a bank account in France later.

## One week before departure

Prepare the documents necessary for your trip and your installation, namely:



### Identity documents

- ID photo in digital format and, if necessary, visa or residence permit ;
- Identity card or passport;
- Birth certificate (translation and certified copy);
- Driving license (if you intend to drive in France).



### Documents relating to your studies in France

- Certificate of enrolment in CentraleSupélec;
- Language certificate(s) (French, English, etc.);
- Previous diplomas (translation and certified copy);
- Transcript of marks of the baccalaureate or secondary school leaving certificate (international students);
- Certificate of scholarship;
- Certificate of civil insurance for the year 2025-2026 (see section "housing").



### Documents relating to your travel

- Your train or plane tickets;
- Your itinerary from the airport.




### Documents relating to your settlement

- Your accommodation reservation in printed form;
- Documents required for entry into the accommodation;
- The list and contact details of your contacts in France.
- Get a European eSIM card with a phone number.

Feel free to scan or take pictures of your documents and send them to yourself by email or save them on a cloud. This way, you will always have easy access to them.

Remember to take your **mobile phone**, a **bank card** that can be used in France, and the original or a copy of your **health record**.



### More informations

Find all the information on the CentraleSupélec Back-to-School website



# Arriving in France

The Paris-Saclay Campus is located about fifteen kilometers from Paris, in the commune of Gif-sur-Yvette.



## If you arrive by plane

- 1 B** ● **From Orly Airport (approximately 30 minutes):**  
Take ORLYVAL until Antony, then take RER B (commuter train) to Saint-Rémy-les-Chevreuse, direction. Stop at Massy-Palaiseau station and take the 91.06 bus ('Moulon' station).  
You can also stop at Le Guichet Station and then take the 4609 bus. Step out at 'Moulon' bus stop.
  
- B** ● **From Roissy Charles de Gaulle airport (around 1h):**  
Take RER B (commuter train) to Saint-Rémy-les-Chevreuse direction. Stop at Massy-Palaiseau station and take the 91.06 bus ('Moulon' station).  
You also can stop at Le Guichet Station and then take the 4609 bus ('Moulon' bus stop).
  
- 1 B** ● **From Beauvais Airport**  
Take the shuttle service to Porte Maillot. Then, take Line 1 to Châtelet and the RER B to Massy Palaiseau station. The shuttles connected to Beauvais Airport and Porte Maillot can be made with online reservations with a small discount.



## If you arrive by train

- B** ● **Arrival at Gare du Nord (around 35 minutes)**  
Take RER B to Massy-Palaiseau.
  
- 5 B** ● **Arrival at Gare de l'Est (around 40 minutes)**  
Take line 5 of the metro toward Bobigny - Pablo Picasso (one station).  
Once at the Gare du Nord station, take the RER B southbound train to Massy-Palaiseau.
  
- A B** ● **Arrival at Gare de Lyon (around 35 minutes)**  
Take the RER A to Châtelet-Les Halles (one station), then line B to Massy-Palaiseau.
  
- 6 B** ● **Arrival by the Gare de Paris - Bercy (around 45 minutes)**  
Take line 6 to Denfert-Rochereau station, then the RER line B to Massy-Palaiseau.
  
- C B** ● **Arrival by the Gare d'Austerlitz (around 45 minutes)**  
Take RER C to Saint-Michel Notre-Dame and RER line B to Massy-Palaiseau.
  
- 6 B** ● **Arrival by Gare Montparnasse (around 35 minutes)**  
Take line 6 of the metro to Denfert-Rochereau, then RER B to Massy-Palaiseau.
  
- 14 B** ● **Arrival by Gare Saint-Lazare (around 45 minutes)**  
Take metro line 14 to Châtelet-Les Halles, then the RER line B to Massy-Palaiseau.


**4606**

**For everyone at Massy-Palaiseau station,  
take the 4606 (ex 91-06 bus) to the Moulon stop.**

### Getting to the Paris-Saclay campus

The primary means of transport for the Paris-Saclay campus will be **line B of the RER**. It will be used to access the main places in Paris and others in the suburbs, such as Charles de Gaulle Airport and the Stade de France.

To reach the school by metro and train, you must buy **a ticket for Massy-Palaiseau and a 4606 bus ticket**.



Plan du RER B

# Paperworks



## Validation of your visa

If you have come to France on a visa requiring validation, do this within the first few days of your arrival. It will allow you to register for social security and travel during your stay.

Log on to [this website](#)

## To live in France

When you arrive in France, you will have to complete several formalities.

These are necessary to ensure that your presence in France is to benefit from medical care or to find a bank or accommodation. Others will allow you to move around.

## Long-term student visa or VLSTS (Long-term visa serving as a residence permit)

Upon your arrival in France, and no later than 3 months after your arrival, you must validate your visa to convert it into a "residence permit." This procedure is mandatory for all holders of this visa. You must validate your visa online via the ANEF platform. To do so, you will need:

- a valid email address,
- information regarding your visa,
- your date of arrival in France,
- your residential address in France,
- a payment card to pay the residence tax online or an electronic stamp, which can be purchased at a tobacco shop on a dedicated terminal (cash payment).

After entering your visa number, providing various details, and paying a €50 fee for "student status" in the form of an electronic tax stamp, you must confirm the registration of your visa and receive a validation certificate in PDF format. This certificate must be saved.

It serves as a residence permit until the expiration date indicated on the visa.

## Visas for school-age children / competitive exams / Algerian students

You must submit your initial application for a residence permit after your enrollment at your school or university has been confirmed (competitive exam visa / Algerian student visa) or as soon as you reach the age of majority (minor student visa).

For competitive exam visas, the Students Welcome Desk has established a support process to help students obtain the VLS-TS quickly. They will contact you over the summer to begin the application process.



## Opening a bank account

**Having a bank account is a right that is recognized by French law. An international student living in France can open a bank account in any bank in France.**

Compare the offers of different banks. The costs of the withdrawal card, international transfers, and money withdrawals abroad can vary significantly from one bank to another.

Three documents are needed to open a bank account:

- an identity document;
- a proof of address;
- a certificate of schooling or a student card.

When you open a bank account, you will be entitled to a bank card and a checkbook.

Thanks to your bank details (RIB), you can easily set up direct debits for various subscriptions. Please note that the BDI (student association "Bureau des Internationaux") has a partnership with Societe Generale and with an ID you will be able to open your bank account for 2 euros per year.

If you have difficulty opening a bank account, there is a procedure known as the "right to an account." The Banque de France will automatically designate a bank that will be obliged to open an account for you. Details of this procedure, the documents to be provided, and the associations offering help are on the Banque de France website.

## Social security registration

**Social security allows international students to benefit from social coverage while studying in France.**

**ameli.fr**  
santé

**Start your registration when you arrive in France, as the procedure is lengthy.** First, you will get a provisional certificate of membership, then a final certificate once you have validated your visa and created a bank account.

**If you are a European student,** you do not need to register for French social security if you have a European Health Insurance Card (EHIC).

You can use your card and receive care in France. This card is applied for in your country of origin.

*The students concerned are those with the nationality of a country of the European Union, Iceland, Lichtenstein, Norway, or Switzerland.*

**If you are a non European student,** you must register with the general French social security system. Registration is free. It must be done immediately after your enrolment in your institution. It is done online on the health insurance website dedicated to international students. It is available in French and English.

Log on to: <https://etudiant-etranger.ameli.fr/#/>.

**Required documents to obtain your certificate of provisional right to Social Security:**

- Your registration certificate for the current academic year or your student card;
- An identity document;
- Your student visa. Long-stay visas valid for residence (VLS-TS).

**Additional documents required to complete your Social Security registration and obtain your final entitlement certificate:**

- Your residence permit (visa validated by the Ministry of the Interior);
- Proof of civil status (birth certificate, for example);
- A translation will be required for non-European students. Translation will be optional for European students (except for Greek and Bulgarian students);
- A bank statement in your name. If I do not have a bank account in France, you can provide the bank details (IBAN) of an account abroad.

## Student Health Insurance

You can also choose a mutual insurance company that will allow you to complete your medical expenses reimbursement.  
[www.](#)

## Register with the caisse d'allocation

**The French government offers help to pay your apartment : the APL "aide personnalisée au logement").**

This assistance is only available to international students receiving French government scholarships or CROUS scholarships. Register on the website, depending on your situation, you'll receive a fixed amount of money each month to help you pay the rent.

Go on [CAF's website](#), and select your département (91 for Paris-Saclay).

*Again, start your registration as soon as possible, as the procedure is long.*



## Insurance coverage and guarantor

**Upon arrival, comprehensive insurance coverage is mandatory, covering lodging, personal liability, and belongings.**

This "attestation de responsabilité civile et multirisques habitation" is often given to you by your bank, which you can submit later.

You will also need to find a guarantor who assures to pay your rent in case you don't.

You can use :

- [Visale](#), a government-run service that offers this for free for students;
- [Garantme](#), a private organization.



## Benefit from a local telephone/internet package

**You can order a SIM card online; they'll send it when you arrive.**

**If you want to fetch it yourself, stores and vending machines exist in major towns and shopping centers.**

There are multiple providers who offer different deals.

The biggest ones are:

- [Free](#)
- [Bouygues](#)
- [SFR](#)
- [Orange](#)


*free*



**Wi-Fi at Césal is provided by ViaRézo**, the campus's student association for computer science and networking.

Access to this service requires payment of a membership fee (approximately €50 per year).

## International students: a website to help you with your procedures



This website summarises the main steps to be taken for your stay in France, as well as a roadmap including the different steps to be taken and the associated calendar.



Izib.c. pas assez de com' dessus pas bonne affichage transports chers que Pays Bas & Suède : débuts en Mo (vendre → au total).

M - 10.10.2022/duq  
→ 900 unités  
R - 10.10.2022

STRAT B2

Activité: (Q° de hrs, charge de rep)  
Orga° et manag°: (Qui fait quoi)  
Communication et relat° (int et ext)  
Projets, liens, strat (microprojets pas pub)  
Identi°, reconnaissance:  
Colabor: Q° / Ident / Act°

Salaire: 1650€ → 50€  
Prime: 5% du bénéfice au  
CE: 3,5% de MS ✓  
Reno Vistare (30000€)  
Affua: 85% année ✓  
20 formations et autres kmis  
→ 15?

### Projet objetifs

- 1) Résultats > 0 mois 4
- 2) Climat social > 0.5% mois 4
- 3) Prédominance marché haute ge  
→ Tactac et haut tactac > 1  
↳ changement

mois 2 → 24%  
mois 3 → 400%  
mois 4 → 400%

Publ. FR jusqu'au  
mois 5

IZIBIC	En priorité
GRINEBIC	
RODERIC	→ Stabilisé
AILEBIC	Pas de R&D Min de ventes Min pub 10000
TAPEBIC	

5%

## To study in CentraleSupélec

### Payment of the student life and campus contribution (CVEC)



**The payment of the CVEC is compulsory to enroll in CentraleSupélec. Its amount is 108€ for the year 2026-2027.**

Not subject to the CVEC are the following categories of students:

- Education programs paid for by an employer ;
- Exchange students in programs governed by an agreement between a home institution abroad and a host institution in France. Such students are not officially considered to be enrolled in France.

**You can pay it on the internet by connecting to the website [cvec.etudiant.gouv.fr](http://cvec.etudiant.gouv.fr).**

You can also pay it in cash at a post office.

All students enrolled in initial training in a French higher education institution, whether public or private, must pay this contribution, except students:

- Holders of a grant based on social criteria managed by the CROUS or a grant paid by a region ;
- Benefiting from a French government grant (BGF).

**In all cases, even students exempt from paying the Student Life and Campus Contribution must log on to the [cvec.etudiant.gouv.fr](http://cvec.etudiant.gouv.fr) website to validate their exemption and receive a certificate allowing them to register in their higher education institutions.**

### Administrative registration at Centralesupélec

**You must fill in your Geode registration file to finalize your registration, pay your tuition fees and obtain your student card.**

Please fill in your administrative registration form as soon as possible. The Wellcome Students Desk team (Office E023, Bouygues Building) will gladly help you if you have any questions or financial problems.

Your application must be submitted within one month of the start of the academic year. If you pay in 3 installments, please submit your application indicating this payment method.

**If your application is not validated, you cannot take your exams, go on placement or validate your year.**

#### **NECESSARY**

All first-time international students and students with disabilities must undergo a medical examination.





## Financial assistance

### CentraleSupélec foundation

**The Foundation CentraleSupélec supports French and international engineering students and Master, MS, MSc, and Bachelors students, depending on their difficulties, needs, or projects, through:**

- Living grants (1st-year student engineers) and means-tested loan guarantees to help you meet the cost of student life and/or support your international mobility projects. Three committees are organized each year: October, January, and May.
- Computer loans for students who cannot purchase a computer or have one broken down.
- Centre for diversity scholarships : Additional scholarships for engineering students receiving a CROUS scholarship at levels 1 to 7 have been created : 1<sup>st</sup> year: €2,000, including the cost of the integration weekend (WEI) and 2<sup>nd</sup> year: €1,000.

Contact: [fondation@centralesupelec.fr](mailto:fondation@centralesupelec.fr)



### The CentraleSupélec Alumni Network

When you arrive at CentraleSupélec, a profile is automatically created for you on the CentraleSupélec Alumni Network platform. Access is free and valid for life: you will appear in the alumni directory and can start developing your network.

With 55,000 graduates in more than 80 countries, the network is a valuable resource for finding an internship, your first job, getting advice, or developing professional opportunities.



### School assistance

**CentraleSupélec also provides assistance for students in need (food aid, scholarships, etc.).**

Several scholarship award committees meet each year.

Contact: [armelle.minez@centralesupelec.fr](mailto:armelle.minez@centralesupelec.fr)

### To help you: the “Klaro” platform

**Klaro is an application to find out the terms and amounts of financial aid** to which you may be entitled, CentraleSupélec and the University of Paris-Saclay provide you with an application that lists all the support available to you based on your situation.



# 04 Living at CentraleSupélec

## Accommodation

CentraleSupélec offers its students several types of accommodation.

### On the Paris-Saclay campus

- The **Césal résidence** accommodates Bachelor's and engineering students, mainly in their first and second years.
- The School has a few places available in **the CROUS Georges Sand and Eileen Grey residences**. These places are allocated as a priority to students with financial difficulties and international scholarship holders.


### On the Paris campus

- The **MINA** and **MIAA**, within the CIUP (Cité Internationale Universitaire de Paris). Rooms are also available in various CIUP residences (Maison de l'Inde, Maison du Maroc, etc.).

Contact: [housing@centralesupelec.fr](mailto:housing@centralesupelec.fr)

## Helpful tools at your disposal

The Paris-Saclay University CASA housing platform is dedicated to current and future students of the University. CASA regularly lists housing offers on the University's various campuses. CentraleSupélec has also signed a partnership with [Studapart](#) and offers a range of available housing close to its sites.





## About Césal residences

**Césal has six residences offering different types of accommodation, from single rooms to shared apartments. It also offers a wide range of rents.**

The Césal residence also accommodates students from other institutions.



## Book a room at Césal

**Important:** Bachelor's degree students are eligible for a dedicated reservation process. They are housed in shared apartments in residences 5 and 6.

- 1 **Create your resident space** (if you are a CentraleSupélec student, use your @student-cs.fr email address), choose your arrival date and time.
- 2 **Choose your accommodation.**
- 3 **Enter your lease end date** (maximum lease end date: 11 months after the lease start date). Please note that some accommodations must be vacated on a specific date. If this is the case, it will be specified during the reservation process.
- 4 **Upload the required supporting documents** to your resident space within 48 hours:
  - identity card;
  - proof of enrollment for the current year (letter of acceptance from CentraleSupélec);
  - proof of address (e.g., telephone or electricity bill);
  - proof of home insurance (mandatory) starting from your move-in date. You can obtain insurance from our partner [STUDCORP](#)
- 5 **Obtain a guarantor.**
  - Physical guarantor. The guarantor must be French and provide proof of identity, their latest tax notice, or tax status and their last three pay slips;
  - Moral guarantor (if no physical guarantor is available): rental guarantee certificate ([Visale](#), free, and [Garantme](#) offer you the possibility of obtaining a moral guarantor at a preferential rate by entering the code "CESAL" at the time of payment;
- 6 Once Césal has validated your documents, you **pay your security deposit and your first month's rent** via your resident area.
- 7 **You sign your rental agreement**, house rules, direct debit authorization, and security deposit agreement electronically.




## Finding your way around campus

The Paris-Saclay campus of CentraleSupélec consists of three buildings:

- **the Eiffel building**, which houses the university restaurant, the Michelin amphitheater, classrooms and lecture halls, the language center (among other facilities);
- **the Bouygues building**, which houses the Musée (the student bar), sports and music rooms, entrepreneurial spaces, the Fab Lab, and the Rousseau theater;
- **the Breguet building**, which will open its doors after a period of renovation. It will house the Student Health Center, among other facilities.

### CAMPASS

To help you find your way around, we recommend downloading the CAMPASS app (available on the App Store and Google Play).



## Paying on campus

### ATMs

There are two ATMs in the Pierre Potier mall. Bring cash in advance if you don't have a credit card. However, the RU no longer accepts cash!

### Izly

Izly is a **contactless payment method** available on campus, allowing you to use your smartphone or student card.

#### How can I use Izly?

Izly will send an email to your email address (registered on [messervices.etudiant.gouv.fr](mailto:messervices.etudiant.gouv.fr)) or to your student email address (when you register at CentraleSupélec). You will then be redirected to [izly.fr](http://izly.fr) to activate your online account.

Haven't received an activation email?

Visit a Crous office or go to [www.izly.fr](http://www.izly.fr).

### Average monthly budget (estimate)

Housing	600 €
University cafeteria (Crous, 1 €/meal)	60 €
Grocery shopping and hygiene	250 €
Personal expenses (clothing, toiletries, etc.)	80 €
Transportation, telephone, Wi-Fi	80 €
Other (health, emergencies, etc.)	50 €
<b>Total expenses</b>	<b>1120 €/month</b>



## Getting around



### Publics transportation

**The Navigo transportation card gives you access to all modes of transportation in Île-de-France.**

You can use it to purchase a monthly or an annual pass, or to use the Navigo Liberté+ ticket (rechargeable at stations or on the Bonjour RATP app).

You can have it sent to your home or pick it up at a ticket office. Many types of tickets are available:

You can view them in the “Carte Navigo” section at [www.iledefrance-mobilites.fr](http://www.iledefrance-mobilites.fr).

**The most popular offer for students is the Imagine R student ticket.** It allows unlimited travel throughout the Île-de-France region on all modes of transport (except Orlyval). The cost for one year is €393 (in 2025-2026), and you must be under 26 years old.

### Citymapper

The Citymapper app is useful for traveling in the Paris region: for each destination, it suggests public transportation routes based on schedules.



### Public transportation near the school

**Three bus lines serve the Paris-Saclay campus:**

**4606** Express 91.10

The Express 91.06 B & C bus and the Express 91.10 bus run on specific routes. These lines allow you to reach Massy-Palaiseau station in 20 minutes. From there, you can reach Paris via the RER B.

**4609**

The Mobicaps line #4609 takes you to the Guichet RER B station in 5 to 10 minutes.

**4607**

The Mobicaps line no. #4607 (stops at Université Paris-Saclay) or IUT Maison de l'Ingénieur) takes you to the Orsay-ville RER B station.

**A metro line:**

**18**

In 2026, the “Massy Palaiseau - Christ de Saclay” section will open, with the Université Paris-Saclay stop near the campus. In 2027, it will be completed with the opening of the Massy-Orly section.



### Carpooling

To travel with other people, you can use:

- [Blablacardaily](#), a solution offered by the School.
- The VRoom service, offered by the student association ViaRézo.



### Bicycles

Several bicycle facilities allow you to reach CentraleSupélec via relatively safe and pleasant routes.

- An example of an electric bicycle rental: [Veligo](#), where you can rent an electric bicycle for 22€/month.



### Car

There are two ways to get to Paris:

- Take the N118 towards Paris. This will take you to Porte de Saint-Cloud;
- Take the N118 towards Chartres, take exit 13, and continue onto the A10, then the A6. Continue to Paris. You will arrive at Porte d'Orléans (A10b) or Porte d'Italie (A6a)

The [Clem Mobi](#) app allows you to rent electric cars for short periods.

Rates are €8 for one hour and €35 for a full day.

You must register your driver's license, and the vehicle must be returned to the location where it was picked up

## Taking care of yourself

The campus offers various services to prevent or treat medical problems.

### Health Center



Located in the Breguet building, **the Health Center offers students a local health center** that provides both medical care and preventive services. Consultations are available with or without an appointment.

**Several services are also offered**, such as:

- eye exams,
- sexual health,
- osteopathy consultations,
- and specialized prevention programs.

**A mental health and addiction center** also provides tailored support to students experiencing psychological fragility or addictive behaviors.

The center also has a one-stop shop to facilitate administrative procedures related to health and student life.

**Opening hours:**

Monday to Friday: 8:30 a.m. to 7 p.m.;  
Saturday: 9 a.m. to 1 p.m.

### Infirmery



**The infirmery is located on the ground floor of the Bouygues building, in room H.037.**

It is open Monday to Friday from 8:40 a.m. to 11:30 a.m. and from 12:45 p.m. to 5:15 p.m. for medical care, vaccinations, stitch removal, etc.

**Contact: Élodie Bouvet**

**[elodie.bouvet@centralesupelec.fr](mailto:elodie.bouvet@centralesupelec.fr) or +33 (0)1 75 31 63 30**

### Psychological Care Department



**Three psychologists are also available:**

- Within the School: Manya Papadopoulou and Frank Harding, who can be reached by email.

**Contact: [psy@centralesupelec.fr](mailto:psy@centralesupelec.fr)**

- At Césal, Isabelle Zakia offers free consultations on Thursday and Friday afternoons.


**Contact: [zakia@cesal.fr](mailto:zakia@cesal.fr)**



### Medical teleconsultations

Paris-Saclay University offers all students a health insurance card (including a temporary number) **access to QARE, a medical teleconsultation platform** operating every day of the week from 6 a.m. to midnight, with no upfront costs.

Register for the Qare teleconsultation service:





## Eating out

### The CROUS

**The university restaurant (RU) is located in the center of the Eiffel building.** It is open every day. Standard meals cost €1 in 2026-2027.

There are other university restaurants near the campus. For example, the RU at the student residence on Rue Joliot Curie or the RU at the École Normale Supérieure Paris-Saclay.

Each RU also has a cafeteria where you can buy sandwiches, paninis, pies, desserts, and more.

*Payment methods: Izly account, credit card.*

### Le Musée

**Located in the Bouygues building, the Museum is the school's bar-café.** It offers homemade pizzas, burgers, wraps, pasta boxes, sandwiches, and more.

The Museum is run by students and closes at midnight. The annual membership fee for access is €1.

*Payment methods: Lydia, credit card, cash.*

### Food-trucks

**There are several food trucks on campus offering a variety of cuisines.**

Some are open for lunch and dinner!

Feel free to visit them for a change of culinary scenery!

*Payment methods: credit card, cash.*

### Shops

**There is an Intermarché supermarket near the school, at Mail Pierre Potier, behind Residence 6.**

**Opposite the supermarket, there is a bakery, a bookstore, a pharmacy, and several fast food restaurants (McDonald's, Poke, pizzeria).**

For larger purchases, you can take the bus to Massy or Les Ulis or use Uber Eats. Finally, the Impact student association organizes a weekly sale of local farm products.



# Take part in sports activities

## Outdoor facilities

- Tennis courts Beach volleyball court
- Running track (around the tennis courts, basketball court, and beach volleyball court)

## Équipements en intérieur

- Climbing walls
- Multi-purpose gymnasium
- Weight room
- Dojo
- Multi-purpose room (dance, fencing, climbing, etc.)
- Gym with soft flooring (weight training)

## Extracurricular activities

It is possible to participate in sports outside of the university program:

- In the evenings, in the sports sections, provided you participate in a competition.
- In the evenings, in the weight room, for recreational activities.
- With the BDS (membership in the CS Sports association required), during sports evenings and weekends (climbing, sporting events, etc.).
- In the Moulon neighborhood, you will find several sports facilities: the [Moulon University Sports Center](#) and [Omega](#), the aquatic center in Gif-sur-Yvette



# Daily life on campus



## Digital life

As a CentraleSupélec student, you must have a CentraleSupélec account with a username in the format first.name.last.name@student-cs.fr.

This account is essential. We recommend that you check your email on this account at least once a day.



## School websites

To help you navigate daily life, several school websites are essential resources :

- **MyWay**: this is your student portal. Here, you will find all the links you need to access the forms/services offered by the School, your timetable, grades, and academic documents (report cards, certificates, etc.).
- **Campus**: this is your student portal. Here, you will find all the links you need to access the forms/services offered by the School, your timetable, grades, and academic documents (report cards, certificates, etc.).
- **Edunao** hosts all the courses you take at CentraleSupélec.
- **Géode**: You will need this to complete your registration form and obtain your academic certificate.
- **ResaCS** allows you to reserve meeting rooms for daytime work (from 7 a.m. to 11 p.m.).



## Printing

Two photocopiers are available for students on the Paris-Saclay campus:

- Bouygues Building, opposite room SA.108
- Eiffel Building, BDE office

Printers are also available at Lumen, the shared documentation center of Paris-Saclay University.



## Library: the Lumen

Located in the heart of the Moulon campus, the Lumen offers services designed to promote student success and enliven campus life.

In conjunction with the associated libraries of CentraleSupélec Metz and CentraleSupélec Rennes, you will find:

- millions of books, journals, and articles, both printed and digital, covering all areas of activity at the Plateau de Moulon;
- a shuttle service and interlibrary loan service complete the on-site offering;
- the CentraleSupélec historical collection comprises printed works dating back to the 17th century, including documents related to the history of the schools and their former students;
- collaborative, educational, and individual workspaces; support for student life: workshops, board game loans, dedicated services, etc.;
- training courses in both documentary research and a variety of skills (design, photography, improvisation, etc.);
- a materials library, a space for presentation, information, advice, and materials research, provided by DesignSpot;
- a catering service; Wi-Fi, copiers, printers, etc.

With extended opening hours (evenings and weekends) and a capacity of 1,000 seats, Lumen has everything you need!

Lumen is open Monday to Friday from 8:30 a.m. to 10 p.m. and on weekends from 10 a.m. to 7 p.m.





## VSS, harassment, and discrimination

### Security

The security center is located on the ground floor of the Eiffel building, south of the diagonal. It is open 24 hours a day.

**Phone number : 01 75 31 77 77**

The security service's missions are:

- assisting people;
- ensuring fire safety.

The establishment is under access control and video surveillance.

Access is generally free during public opening hours. However, certain areas of the buildings may remain under access control and, as a result, will only be accessible to badge holders during authorized hours. Outside office hours, a specialized company provides security for the campus.



### Sexual and gender-based violence

To prevent sexual and gender-based violence, the school provides a wealth of information at the beginning of the year. The most important contacts are:

- Gender equality officers Aline Faes and Alexandrine Urbain  
**Contact : [egalite@centralesupelec.fr](mailto:egalite@centralesupelec.fr)**
- SOS-Homophobia: 01 48 06 42 41

To collect and process reports in complete confidentiality, CentraleSupélec also provides students with a portal for reporting any form of violence (discrimination, moral, sexist, or sexual harassment, etc.):

**<https://centralesupelec.besignal.com/>**

In addition, the Cnaé is a listening, support, and reporting service for students who are experiencing situations of distress, violence, or discrimination.

**0 800 737 800 – Free and confidential (10 a.m. to 9 p.m. on weekdays and 10 a.m. to 2 p.m. on Saturdays)**

**[cnae@enseignementsup.gouv.fr](mailto:cnae@enseignementsup.gouv.fr)**



# Useful contacts

## In school

<b>Disability</b>	Lionel HUSSON	Bouygues, SA 127	handicap@centralesupelec.fr
<b>VSS report</b>	Aline FAES & Alexandrine URBAIN	Bouygues, E023	egalite@centralesupelec.fr
<b>Nurse</b>	Elodie BOUVET	Bouygues, H037	elodie.bouvet@centralesupelec.fr
<b>Management of administrative registrations, housing assistance</b>	Aurélie PHILIPPON et Karima BICHE	Bouygues, E023	students.welcomedesk@centralesupelec.fr
<b>CentraleSupélec Foundation</b>	Laura SCAZZOLA	Eiffel, V1141	fondation@centralesupelec.fr
<b>CentraleSupélec Alumni</b>	Michael JOLY	Bouygues, E023	michael.joly@centralesupelec.fr
<b>Campus Security PC</b>	17 ou 112		
<b>Firefighters</b>	18 ou 112		
<b>Health emergencies</b>	15 ou 18 ou 112		

## Academic contacts

<b>Bachelor of Global Engineering</b>	Magalie CHAMPY	magalie.champy@centralesupelec.fr
<b>Bachelor in AIDAMS</b>	Zoé BOURIOT	aidams.studentservices@centralesupelec.fr
<b>MSc in DSBA- M1</b>	Mathilde COLIN	mathilde.colin@centralesupelec.fr
<b>MSc in DSBA - M2</b>	Béatrice BILLARD	beatrice.billard@centralesupelec.fr
<b>MSc in Artificial Intelligence</b>	Dave JACOBS	dave.jacobs@centralesupelec.fr
<b>MSc in ITM</b>	Dave JACOBS	dave.jacobs@centralesupelec.fr
<b>MSc in Space Business</b>	Marie-Pierre SALIBA	marie-pierre.saliba@centralesupelec.fr
<b>International Relations Department</b>	Doubles diplômes entrants Marisol VERSTRAETE Échanges académiques entrants Julie CASTEL	marisol.verstraete@centralesupelec.fr julie.castel@centralesupelec.fr



Follow us :

